



http://media.iwm.org.uk/clim57/40_781/large_000000.jpg



Top $\text{T}_{\text{E}}\text{X}$ – eine Q&A Seite für $\text{T}_{\text{E}}\text{X}$

Dante Frühjahrstagung

samcarter

11. März 2021



Was ist TopTeX?

<https://topanswers.xyz/tex>

- ◆ Frage- und Antwort Seite für TeX & Co.
- ◆ Teil der TopAnswers Plattform
- ◆ Open Source <https://github.com/topanswers>
- ◆ Schwerpunkt auf Community und Wissen, nicht Profit
- ◆ Gemeinnützige Organisation geplant
- ◆ aktive Entwicklung
- ◆ Kein einfacher Klon, sondern mit Anspruch Dinge zu verbessern



TopAnswers
Knowledge Communities



Liste der Fragen

TopAnswers TeX v [type] [tag] [label] "exact phrase" fuzzy About Import Ask

chat / starred / notifications mute unpin transcript

How to have a table with vertical lines only where needed (like cline for horizo...

निर्जन

- ★ 9 The following provides two things. First a slightly patched `tabular` environment called `mytabular`... Skillmon
- ★ 8 Second answer as you want to grab everything inside a single matrix. JouleV
- ★ 7 Based on the example you've shown in <https://topanswers.xyz/transcript?room=1008&id=43508#c435>... samcarter

show 2 more

Interpretation of multiple characters as one.

निर्जन

- ★ 13 `\StrChar` cannot yet deal with the "joining" character, so let's implement one ourselves. When it come... JouleV

Mapping numerals with LuaLaTeX

निर्जन

l3msg adds a space if the argument is a control sequence?

latex3

JouleV

- ★ 12 This is not a category code issue, rather the timing of tokenisation. You'd see this same issue in t... Pheylpe Oleinik
- ★ 8 Oh, as it turns out, this has something to do with category codes! I'd don't use the word "catcode" because... JouleV

Mirror image of a diacritic mark.

निर्जन

How to vertically center text in beamer notes

beamer

Skyork

- ★ 5 The answer from @marmot beautifully explains how to centre individual notes. samcarter
- ★ 5 Just add `\vfill s`. marmot

Anonymous an hour

@marmot Hi, I wanted to know how you extract the gif whenever you answer a question that has a gif image to illustrate?

Anonymous

@marmot "

Me replying to Anonymous

One can use image magick to convert to gif: `convert -delay 30 -loop 0 -density 100 -alpha remove "document".pdf "document".gif` is what I usually use

marmot replying to Anonymous 38 minutes

What do you mean by "extract a gif"? If you mean how one can create an animated gif from a multipage pdf: `convert -density <density> -delay <delay> -loop 0 -alpha remove <pdf> <ani.gif>`

JouleV replying to Justonly 5 hours

If in doubt, you only need to ask, we will answer if we are able to. It looks really interesting, but I will need to do some researches before being able to help. By the way, I believe I know who you are now 😊

type message here





TopAnswers TeX ▾

About Import Ask

How to parse groups using pgfparser?

2 months ago joulev

Problem

parser module parses token by token. It does not respect groups. In other words, if parser parses `Foo {bar} baz`, I believe it parses like this (correct me if I am wrong)

```
F-o-o-_-{-b-a-r-}-_-b-a-z
```

I want it to parse like this (it is guaranteed that there is no nesting like `{(ba)r}`).

```
F-o-o-_-{bar}-_-b-a-z
```

Note that `{` can be preceded by any character (not just the space character, most frequently it is preceded by a control sequence), so things like `\pgfparserdef{foo}{initial}{blank space}[m]` unfortunately won't help.

Approach

I think I will define an action when `{` is parsed. It will then execute another parser that does nothing and ends at `}`.

So although the problem does not explicitly ask for a special action at `{`, all of the following attempts aim to do so.

Attempt 1

Use the character directly obviously doesn't work:

```
% arara: ndflatex
```

comments / starred / notifications / mute pin transcript

Phelype Oleinik

I don't really know how to use parser, but from what I saw of it you need the `\meaning` of the token you're looking for. If that's the case, try changing your attempt 2 to `\expanded{\noexpand \pgfparserdef{foo}{initial}{\meaning{}}}{\typeout{Got a \char`\{}}`

Phelype Oleinik

Or your attempt 3 to `\pgfparserdef{foo}{initial}{begin-group character}{\typeout{Got a \char`\{}}`

Skillmon *an hour*

Oh, a parser question. I wonder if someone is here knowing that module... (*hint*: I wrote the current implementation)

Skillmon replying to Phelype Oleinik *24 minutes*

good approach, but a bit over the top 😊

Skillmon *15 minutes*

@joulev the token in front of the braces might always be different, correct?

Skillmon

Parsing (or ignoring) a balanced set of braces could easily be done by

type message here





Spezielle Frage Typen

TopAnswers TeX Import Ask ? Create your own...

Create your own COVID-19 face mask

Contest add tag 3 months ago samcarter

Due to COVID-19, face masks are currently very popular. With nice patterns and colours they can even be a real fashion piece.

The TikZlings also want to look good during the pandemic and ask for your help to create nice looking masks. As a starting point, you can find below a simple tikz path to create a basic mask for the ducks which you can modify which patterns, colours etc. Any other creations are of course also welcome.

```
\documentclass{standalone}
\usepackage{tikzducks}


\begin{document}

\begin{tikzpicture}
\duck[]

\fill[cyan!20!white,overlay] (1.4051,1.5586) .. controls (1.1370,1.3225) and (0.8775
\duck[scale=0.05, shift={(6,22.3)}]
\duck[scale=0.05, shift={(7.8,24.8)}]
\duck[scale=0.05, shift={(10,22)}]
\duck[scale=0.05, shift={(12.5,23.5)}]
\duck[scale=0.05, shift={(15,22)}]

\end{tikzpicture}

\end{document}
```



comments / starred / notifications transcript mute pin

marmot *replying to* Skillmon 3 months ago 3 days

You could tell Ratasok that instead of `pgfinterruptboundingbox` one can just use `overlay`.

Skillmon *replying to* marmot 3 hours

oh, well. I can tell him 😊 But he used an old thread with an excellent answer by a particular owl, in which `pgfinterruptboundingbox` was used.

Me *replying to* marmot 11 minutes

Is there an advantage of using `overlay` instead? (other than the obvious of being much easier to type...)

marmot *replying to* Me 19 minutes

I think it is just simpler. You can just switch it on for one `edge`, say:



```
\documentclass[tikz.border-3.14mm]
{standalone} \begin{document}
\begin{tikzpicture} \draw (0,0) -
(3,0)edge[overlay] (0,4) - (-3,1); \draw
(current bounding box.south west)
rectangle (current bounding box.north
east); \end{tikzpicture} \end{document}
```

It is harder to do that with the `pgfinterruptboundingbox` environment.

Me *replying to* marmot 24 minutes

That's indeed much easier. Thanks a lot!

3 months

type message here  





Q&A Seiten in anderen Sprachen

टॉपआन्सर्स टेक्-मराठी ▾

[विहा] [वृण] "विषय वाचकां" सर्वाचार्य

विचारा

टेक्-मराठी गप्पा

गप्पा / ताराकित / उचन्या संपूर्ण चर्चा mute pin

मराठी आज्ञासंच

लेख (edited, २१ दिवस ago) २ महिने ago निरंजन

पॉलिग्लॉसिया वापरून मराठी दस्तावेज बनवताना अनेक लेखक असल्यास शीर्षकात नावांच्या ...

शंतनु निरंजन

☆ १ gloss-marathi.1df मध्ये ७९ व्या ओळीवर चुकील आज्ञा लिहा. (हा बदल करण्याकरिता gloss-marathi.1df ही धारिका ... निरंजन

लिनक्स आज्ञाप्रणालीवर लाटेक्-चे नवीनतम वितरण कसे स्थापित करावे?

लेख निरंजन

लुआ-लाटेक् आता देवनागरीसाठी वापरता येऊ शकते!

लेख निरंजन

संकेतस्थळाकरिता चित्र कोणतं वापरावं?

निरंजन

स्क्रिनप्ले डॉक्यूमेंटक्लासविषयी

मनीष

मराठीतून लाटेक् आणि मराठीसाठी लाटेक्

सुशान्त

लाटेक्-मध्ये मराठी मजकूर लिहिण्यासाठी

sayali

इथे लिहा

David
It's interesting coming in here and seeing one's notifications in Devanagari! 😊

Skillmon
They stole the colour scheme of TopTeX!
And they stole the favicon!

Skillmon replying to David
very interesting are the numbers for unread chat messages.

Jack Douglas replying to Skillmon
that's because it is a sister community: TeX-Marathi. Some posts will be imported here from TeX and translated. Various things like the favicon will probably be slightly customized at some point I imagine!
notice: at some point in the future any English language messages in this room are liable for deletion!

https://topanswers.xyz/teX-mar-deva?q=1070





40781/large_000000.jpg

Versuchen sie es selbst:

<https://topanswers.xyz/tex>